



# TD One-Click ETF Portfolios:



## Simplify Your Portfolio with One-Click

**TOCC**

**TOCM**

**TOCA**

The **TD One-Click ETF Portfolios** are an all-in-one ETF solution designed to simplify investing. With three diversified options, backed by the benefits of active management, at an attractive management fee.



At TD Asset Management Inc. (TDAM), we are always looking for ways to make investing simple and accessible. This time, we bring you the **single ticket, diversified solution, that can help you achieve your investment goals.**

Our **TD One-Click ETF Portfolios** are a convenient way to diversify your portfolio, even if you only have a small amount of cash to invest. Whether you are risk averse, comfortable with more risk, or a little bit of both, these innovative solutions can help you reach your medium to long-term investment goals.

## Why Invest with One-Click?

### Benefits of the new TD One-Click ETF Portfolios



#### Convenience

TD One-Click ETF Portfolios are a simple and efficient way to build a diversified portfolio, saving you time and money compared to building a portfolio on your own



#### Choice

With 3 unique portfolios available, TD One-Click ETF Portfolios let you choose a portfolio that matches your risk tolerance, time horizon and return objectives



#### Professional Management

The Asset Allocation Team at TDAM will continuously monitor and rebalance TD One-Click ETF Portfolios to their strategic weights to help ensure client portfolios stay within their risk parameters

### All backed by TDAM's 30 years of experience

managing assets, including the expertise of our Asset Allocation Team that manages over

**\$80.9 Billion**  
in assets<sup>1</sup>

# Solutions at a Glance

## TD One-Click ETF Portfolios

| Ticker Symbol   | <b>TOCC</b>  | <b>TOCM</b>   | <b>TOCA</b>   |
|---|--|---|---|
| <b>ETF Name</b>   | TD One-Click Conservative ETF Portfolio  | TD One-Click Moderate ETF Portfolio   | TD One-Click Aggressive ETF Portfolio   |
| <b>Management Fee</b>   | 0.25%  | 0.25%   | 0.25%   |
| <b>Style</b>  | Asset Allocation - Strategic   | Asset Allocation - Strategic  | Asset Allocation - Strategic  |
| <b>Overview</b>   | Designed to earn a moderate level of income and preserve investment capital, with the potential for capital growth | Focused on generating long-term capital growth, while providing the opportunity to earn some income | Created to generate long-term capital growth, with the added potential for earning a modest level of income |
| <b>Benchmark Asset mix</b><br><ul style="list-style-type: none"> <li><span style="color: blue;">●</span> Fixed Income</li> <li><span style="color: green;">●</span> Canadian Equity</li> <li><span style="color: lightgreen;">●</span> U.S. Equity</li> <li><span style="color: lightgreen;">●</span> International Equity</li> </ul> |  |   |   |
| <b>Risk Rating</b>  | Low ■□□□□  | Low-Medium □■□□□  | Low-Medium □■□□□  |
| <b>Suitable For</b>   | Medium-Term Goal (e.g. large purchase, education)  | Medium to Long-Term Goal (e.g. large purchase, education, retirement)                               | Medium to Long-Term Goal (e.g. retirement)  |
| <b>Distribution Frequency</b>   | Monthly  | Monthly   | Monthly   |

# Approximate Investment Weights in Underlying TD ETFs <sup>2</sup>

| Name | Category | Ticker | TOCC | TOCM | TOCA |
|------|----------|--------|------|------|------|
|------|----------|--------|------|------|------|

## Passive ETFs

**Core Portfolio of Passive ETFs:** Approximately 75% of the TD One-Click ETF Portfolios are constructed with low cost, broad market index ETFs. This creates **cost-efficient diversification benefits for investors**.

|  |                      |      |       |       |       |
|--|----------------------|------|-------|-------|-------|
| TD Canadian Aggregate Bond Index ETF   | Fixed Income         | TDB  | 37.5% | 17.5% | -     |
| TD U.S. Long Term Treasury Bond ETF    | Fixed Income         | TULB | 7.5%  | 5.0%  | 5.0%  |
| TD Canadian Long Term Federal Bond ETF | Fixed Income         | TCLB | 5.0%  | 5.0%  | -     |
| TD Canadian Equity Index ETF           | Canadian Equity      | TTP  | 5.0%  | 12.5% | 20.0% |
| TD U.S. Equity Index ETF               | U.S. Equity          | TPU  | 5.0%  | 12.5% | 22.5% |
| TD International Equity Index ETF      | International Equity | TPE  | 7.5%  | 10.0% | 12.5% |
| TD Global Technology Leaders Index ETF | Global Equity        | TEC  | 7.5%  | 12.5% | 15.0% |

## Active ETFs

**Added Value from Active Ingredients: Not all ETFs are created equal,** and what makes the TD One-Click ETF Portfolios unique is the allocation to approximately **25% Active & Quant ETFs**. Typically, all-in-one ETFs have 100% passive ingredients, meaning with TD you get **more professional management**.

|  |                 |      |      |      |      |
|--|-----------------|------|------|------|------|
| TD Active Global Income ETF                    | Fixed Income    | TGFI | 5.0% | 2.5% | -    |
| TD Select Short Term Corporate Bond Ladder ETF | Fixed Income    | TCSB | 7.5% | 2.5% | -    |
| TD Active U.S. High Yield Bond ETF             | Fixed Income    | TUHY | 2.5% | 2.5% | -    |
| TD Q Global Dividend ETF                       | Global Equity   | TQGD | 2.5% | 5.0% | 7.5% |
| TD Q Canadian Low Volatility ETF               | Canadian Equity | TCLV | 2.5% | 5.0% | 7.5% |
| TD Active Global Equity Growth ETF             | Global Equity   | TGGR | 2.5% | 5.0% | 7.5% |
| TD Q U.S. Small-Mid Cap Equity ETF             | U.S. Equity     | TQSM | 2.5% | 2.5% | 2.5% |

# Meet our Portfolio Managers



## Michael Craig, CFA

Managing Director  
& Head of Asset Allocation  
& Derivatives, TDAM

- Portfolio Manager for all Fund of Fund solutions at TDAM
- Member of the TD Wealth Asset Allocation Committee
- Bachelor of Commerce degree from the University of British Columbia and a Master of Arts from Simon Fraser University



## Amol Sodhi, CFA, CIM

Vice President & Director, TDAM

- Senior Portfolio Manager leading the Tactical and Strategic Fund of Fund Team
- Responsible for portfolio positioning, rebalancing and restructuring as Co-Manager on all Fund of Fund strategies
- MBA, University of Toronto

# What Sets TDAM Apart?



## We Listen

To you, and to one another. Conversation with our clients and collaboration among our investment professionals provides the spark for our very best thinking.



## We Create

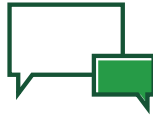
Our solutions are often first-to-market and may even appear unconventional, because we believe it takes real creativity and invention to help solve your most important challenges.



## We Perform

We measure the performance of our strategies to the size of our business and the loyalty of our clients – we are an exceptionally strong, disciplined and successful asset manager, with \$396 Billion in assets under management<sup>3</sup>.

# Investment



To see what ETF options are available to you, take a look at our **ETF Product Guide**, found at our website [TD.com/ETFs](https://www.td.com/ETFs).

### **New to Investing? Here are ways to invest in ETFs with TD**

- On your own with TD GoalAssist™
- On your own with TD Direct Investing
- Professional Advice, with a TD Advisor

Find out more at [TD.com/ca/en/investing](https://www.td.com/ca/en/investing).

**Already Investing?** Contact your investment professional, or look for our **tickers** wherever you invest!

#### **Connect with TD Asset Management**



<sup>1</sup>AUA as at September 30, 2020 for TD Asset Management Inc.'s Asset Allocation Team. <sup>2</sup>Approximate weights only. These weights may change due to market movements and portfolio manager discretion. For more updated allocations please visit our website <https://www.td.com/ca/en/asset-management/funds/solutions/etfs/> or click on the tickers in the above table. <sup>3</sup>AUM as at September 30, 2020 for TD Asset Management Inc., TDAM USA Inc., and Epoch Investment Partners, Inc. TD Asset Management operates through TD Asset Management Inc. in Canada and through TDAM USA Inc. in the United States. All entities listed are affiliates and wholly owned subsidiaries of The Toronto-Dominion Bank.

The information contained herein has been provided by TD Asset Management Inc. and is for information purposes only. The information has been drawn from sources believed to be reliable. Graphs and charts are used for illustrative purposes only and do not reflect future values or future performance of any investment. The information does not provide financial, legal, tax or investment advice. Particular investment, tax, or trading strategies should be evaluated relative to each individual's objectives and risk tolerance. Commissions, management fees and expenses all may be associated with investments in ETFs. Please read the prospectus and ETF Facts before investing. ETFs are not guaranteed, their values change frequently and past performance may not be repeated. ETF units are bought and sold at market price on a stock exchange and brokerage commissions will reduce returns. The TD Canadian Aggregate Bond Index ETF, TD Canadian Equity Index ETF, TD U.S. Equity Index ETF and TD International Equity Index ETF (the "TD Index ETFs") are not sponsored, promoted, sold or supported in any other manner by Solactive AG nor does Solactive AG offer any express or implicit guarantee or assurance either with regard to the results of using the Index (as defined below) and/or any trade mark(s) associated with the Index or the price of the Index at any time or in any other respect. The Solactive Canada Broad Market Index (CA NTR), Solactive US Large Cap CAD Index (CA NTR), Solactive US Large Cap Hedged to CAD Index (CA NTR), Solactive GBS Developed Markets ex North America Large & Mid Cap CAD Index (CA NTR) and Solactive GBS Developed Markets ex North America Large & Mid Cap Hedged to CAD Index (CA NTR) are calculated and published by Solactive AG. Solactive AG uses its best efforts to ensure that the Index is calculated correctly. TD ETFs are managed by TD Asset Management Inc., a wholly-owned subsidiary of The Toronto-Dominion Bank. Certain statements in this document may contain forward-looking statements ("FLS") that are predictive in nature and may include words such as "expects", "anticipates", "intends", "believes", "estimates" and similar forward-looking expressions or negative versions thereof. FLS are based on current expectations and projections about future general economic, political and relevant market factors, such as interest and foreign exchange rates, equity and capital markets, the general business environment, assuming no changes to tax or other laws or government regulation or catastrophic events. Expectations and projections about future events are inherently subject to risks and uncertainties, which may be unforeseeable and may be incorrect in the future. FLS are not guarantees of future performance. Actual events could differ materially from those expressed or implied in any FLS. A number of important factors including those factors set out above can contribute to these digressions. ®The TD logo and other trademarks are the property of The Toronto-Dominion Bank or its subsidiaries.