



TD Managed Assets Program (MAP) ETF Portfolios F-Series

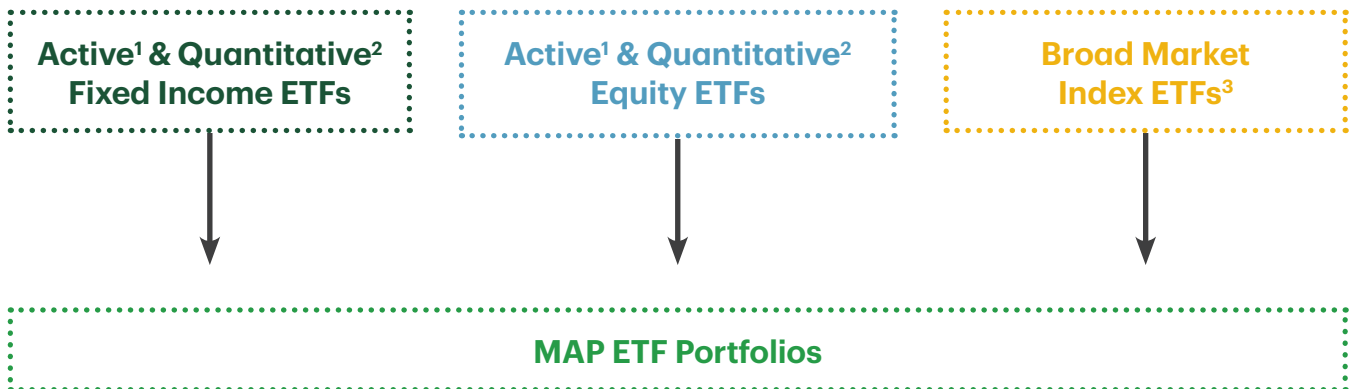
All-in-one portfolios combining broad market exposure with active management and asset allocation

TD MAP ETF Portfolios F-Series

ETF Portfolio Principles

- A belief in the value of asset allocation and managing diversification within a risk profile that aims to align with your goals
- That markets are efficient for long-term investors
- Some degree of active management to help add value to your investing experience
- For some investors, cost is an important factor

Ingredients



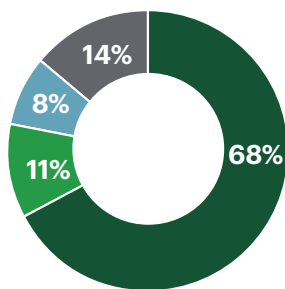
TD MAP ETF Portfolios are a diversified mix of active and passive solutions managed by TDAM's Asset Allocation team for a Management Fee of 45bps!

TD MAP ETF Portfolios

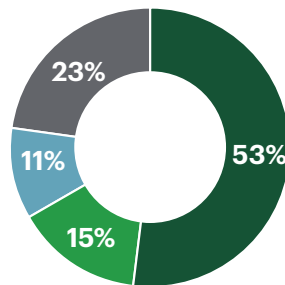
Investor Profile	Fund Code	Risk Rating	Investment Objective
Income ETF Portfolio	TDB3557	Low	With an emphasis on fixed income over equities, the Portfolio seeks to generate a moderate level of income while preserving investment capital and liquidity
Income and Moderate Growth ETF Portfolio	TDB3558	Low	With a slightly higher exposure towards fixed income than equities, the Portfolio seeks to generate a reasonable rate of income while also providing the opportunity for moderate capital growth
Balanced Growth ETF Portfolio	TDB3559	Low to Medium	Using a blend of equities and fixed income, the Portfolio seeks to provide long-term capital appreciation and the opportunity for income
Aggressive Growth ETF Portfolio	TDB3560	Medium	With a greater emphasis on equities and some exposure to fixed income, the Portfolio aims to generate long-term capital growth with the added potential for earning a modest level of income
Maximum Equity Growth ETF Portfolio	TDB3561	Medium	Crafted to find potential growth opportunities with 100% equity exposure, the Portfolio seeks to generate long-term capital growth

Asset Mix

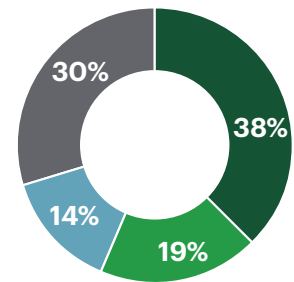
Income ETF Portfolio



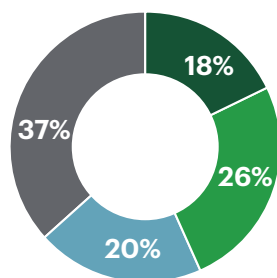
Income and Moderate Growth ETF Portfolio



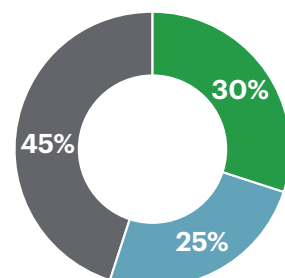
Balanced Growth ETF Portfolio



Aggressive Growth ETF Portfolio



Maximum Equity Growth ETF Portfolio



- Fixed Income
- Canadian Equity
- U.S. Equity
- Global Equity

Weights and Contents by Profile

Fund Name	Type	Category	ETF Ticker	Income	Income and Moderate Growth	Balanced Growth	Aggressive Growth	Max Growth
TD Canadian Aggregate Bond Index ETF	Passive	Fixed Income	TDB	35.0%	27.5%	20.0%	15.0%	-
TD Canadian Long Term Federal Bond ETF	Speciality	Fixed Income	TCLB	5.0%	5.0%	-	-	-
TD U.S. Long Term Treasury Bond ETF	Speciality	Fixed Income	TULB	2.5%	2.5%	2.5%	2.5%	-
TD Active Global Income ETF	Active	Fixed Income	TGFI	5.0%	5.0%	3.5%	-	-
TD Select Short Term Corporate Bond Ladder ETF	Active	Fixed Income	TCSB	15.0%	7.5%	6.5%	-	-
TD Active U.S. High Yield Bond ETF	Active	Fixed Income	TUHY	5.0%	5.0%	5.0%	-	-
TD Canadian Equity Index ETF	Passive	Canadian Equity	TTP	5.0%	7.5%	10.0%	14.0%	17.5%
TD U.S. Equity Index ETF	Passive	U.S. Equity	TPU	5.0%	7.5%	10.0%	14.0%	17.5%
TD International Equity Index ETF	Passive	Global Equity	TPE	5.0%	7.5%	10.0%	14.0%	17.5%
TD Q Global Dividend ETF	Quant.	Global Equity	TQGD	4.0%	3.0%	2.5%	-	-
TD Q Canadian Dividend ETF	Quant.	Canadian Equity	TQCD	6.0%	7.0%	8.5%	11.5%	12.5%
TD Q Global Multifactor ETF	Quant.	Global Equity	TQGM	-	7.0%	10.0%	13.0%	15.0%
TD Q U.S. Small-Mid Cap Equity ETF	Quant.	U.S. Equity	TQSM	2.5%	3.0%	4.0%	6.0%	7.5%
TD Global Technology Leaders Index ETF	Speciality	Global Equity	TEC	5.0%	5.0%	7.5%	10.0%	12.5%

Growth

For more information, please contact your **investment professional** or visit the **TDAM ETF Resource Centre** where you can learn more about the TD MAP ETF Portfolios, and the full suite of TDAM ETF products.



¹ Active ETF – Actively managed ETFs are designed to deliver returns that exceed a broad-based benchmark index. At TDAM, these ETFs leverage the deep expertise of our Portfolio Managers, extensive research teams, and a propriety investment process that identifies high-quality companies with strong balance sheets and sound management capabilities. This helps position our ETFs to provide investors with specific outcomes such as income growth or downside protection over time. ² Quantitative ETF – These ETFs seek to improve diversification, increase returns or lower investment risk. Quantitative ETFs, also known as Smart Beta or Strategic Beta ETFs, use a systematic rules-based process to identify groups of securities with specific attributes, i.e. “factors” that have persistently generated higher returns or lower risk than a traditional market-cap index⁴. ³ Broad Market Index ETF – Broad-Market Index ETFs provide instant diversification to hundreds of securities that would otherwise be very costly and time-consuming for an average investor to purchase. For example, a broad market Canadian index ETF can include the same basket of securities, in the same proportion, as the S&P/TSX Composite Index which generally represents the Canadian market. These ETFs are considered to be passively-managed investments because the portfolio manager attempts to replicate a specific index with the goal of delivering a similar performance as the index.⁴ Market cap index is an index that’s weighted according to the market size of the company (e.g. bigger companies have larger representation on this type of index). The information contained herein has been provided by TD Asset Management Inc. and is for information purposes only. The information has been drawn from sources believed to be reliable. The information does not provide financial, legal, tax or investment advice. Particular investment, tax, or trading strategies should be evaluated relative to each individual’s objectives and risk tolerance. Commissions, management fees and expenses all may be associated with investments in exchange-traded funds (ETFs). Please read the prospectus and summary document(s) before investing. ETFs are not guaranteed, their values change frequently and past performance may not be repeated. ETF units are bought and sold at market price on a stock exchange and brokerage commissions will reduce returns. TD ETFs are managed by TD Asset Management Inc., a wholly-owned subsidiary of The Toronto-Dominion Bank. TD Wealth Financial Planning is a division of TD Waterhouse Canada Inc., a subsidiary of The Toronto-Dominion Bank. TD Asset Management Inc. is a wholly-owned subsidiary of The Toronto-Dominion Bank. All trademarks are the property of their respective owners.® The TD logo and other trade-marks are the property of The Toronto-Dominion.