



FUND FACTS

TD Asset Management Inc. (TDAM)

TD Resource Fund – F-Series

July 25, 2024

This document contains key information you should know about TD Resource Fund. You can find more detailed information in the fund's simplified prospectus. Ask your representative for a copy, contact TDAM at 1-800-588-8054 or tdadvisor@td.com or visit www.td.com/ca/en/asset-management.

Before you invest in any fund, consider how the fund would work with your other investments and your tolerance for risk.

Quick facts

Fund code	TDB459	Fund manager	TD Asset Management Inc.
Date series started	November 1, 2005	Portfolio manager	TD Asset Management Inc.
Total value of the fund on May 31, 2024	\$142,689,017	Distributions	Annually in December
Management expense ratio (MER)	1.04%	Minimum investment	\$500 initial; no minimum subsequent investment

What does the fund invest in?

The fund seeks to achieve long-term capital growth by investing primarily in stocks of companies in resource and resource-related industries, located anywhere in the world.

The charts below give you a snapshot of the fund's investments on May 31, 2024. The fund's investments will change.

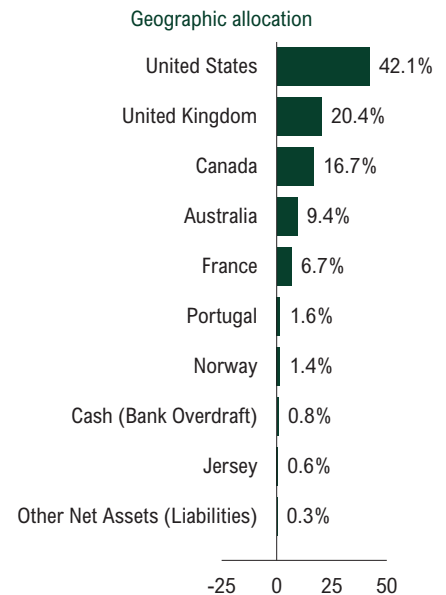
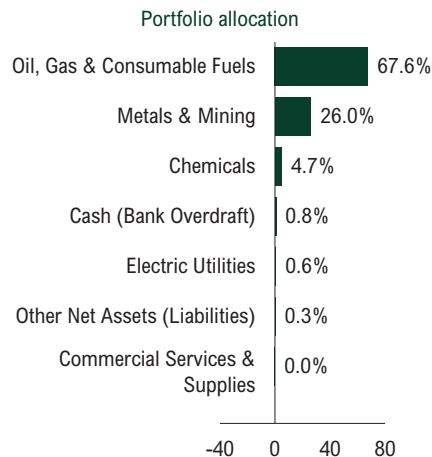
Top 10 investments (May 31, 2024)

1. Exxon Mobil Corporation	10.9%
2. Chevron Corporation	10.3%
3. Shell PLC	9.3%
4. TotalEnergies SE	6.7%
5. ConocoPhillips	6.4%
6. BHP Group Limited	5.8%
7. BP PLC	4.9%
8. Canadian Natural Resources Limited	4.7%
9. Freeport-McMoRan Inc.	4.2%
10. EOG Resources Inc.	4.1%

Total percentage of top 10 investments 67.3%

Total number of investments 43

Investment mix (May 31, 2024)



How risky is it?

The value of the fund can go down as well as up. You could lose money.

One way to gauge risk is to look at how much a fund's returns change over time. This is called "volatility".

In general, funds with higher volatility will have returns that change more over time. They typically have a greater chance of losing money and may have a greater chance of higher returns. Funds with lower volatility tend to have returns that change less over time. They typically have lower returns and may have a lower chance of losing money.

Risk rating

TDAM has rated the volatility of this fund as **medium to high**.

This rating is based on how much the fund's returns have changed from year to year. It doesn't tell you how volatile the fund will be in the future. The rating can change over time. A fund with a low risk rating can still lose money.

Low	Low to Medium	Medium	Medium to High	High
-----	---------------	--------	----------------	------

For more information about the risk rating and specific risks that can affect the fund's returns, see the sections entitled "What are the risks of investing in the Fund?" and "Who should invest in the Fund?" in the fund's simplified prospectus.

No guarantees

Like most mutual funds, this fund is not guaranteed or insured. You may not get back the amount of money you invest.

How has the fund performed?

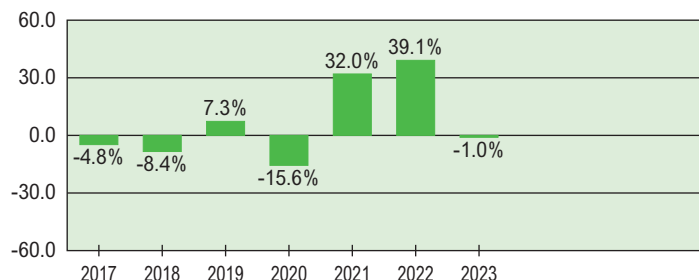
This section tells you how F-Series securities of the fund performed since April 22, 2016*. Returns are after expenses have been deducted. These expenses reduce the fund's returns.



Year-by-year returns

This chart shows how F-Series securities of the fund performed in each of the past 7 completed calendar years. The fund dropped in value in 4 of the 7 years.

The range of returns and change from year to year can help you assess how risky the fund has been in the past. It does not tell you how the fund will perform in the future.



Best and worst 3-month returns

This table shows the best and worst returns for F-Series securities of the fund in a 3-month period over the past 7 years. The best and worst 3-month returns could be higher or lower in the future. Consider how much of a loss you could afford to take in a short period of time.

	Return	3 months ending	If you invested \$1,000 at the beginning of the period
Best return	26.0%	March 31, 2022	Your investment would rise to \$1,260.
Worst return	-34.8%	March 31, 2020	Your investment would drop to \$652.

Average return

As of May 31, 2024, the annual compounded return of F-Series securities of the fund was 6.9% since April 22, 2016. If you had invested \$1,000 in F-Series securities of the fund since April 22, 2016, your investment would now be worth \$1,723.

*The performance of the fund has been reset due to the material merger of TD Energy Fund into the fund on April 22, 2016.

Who is this fund for?

This fund may be suitable for investors who:

- are investing for the long-term
- want exposure to the resource sector
- are contributing to the growth component of a diversified portfolio
- are willing to accept the cyclical nature of certain commodity prices
- are comfortable with the ups and downs of the stock market

This fund may not be suitable for investors seeking a steady source of income.

A word about tax

In general, you'll have to pay income tax on any money you make on a fund. How much you pay and/or when you pay depends on the tax laws where you live, the type of distributions made by the fund and whether or not you hold the fund in a registered plan such as a Registered Retirement Savings Plan or a Tax-Free Savings Account.

Keep in mind that if you hold your fund in a non-registered account, you must include taxable fund distributions in your taxable income, whether you get them in cash or have them reinvested.

How much does it cost?

The following tables show the fees and expenses you could pay to buy, own and sell F-Series securities of the fund. The fees and expenses – including any commissions – can vary among series of a fund and among funds. Higher commissions can influence representatives to recommend one investment over another. Ask about other funds and investments that may be suitable for you at a lower cost.

1 Sales charges

This series is available on a "no-load" basis which means that you do not pay a sales charge when you buy this series.

2 Fund expenses

You don't pay these expenses directly. They affect you because they reduce the fund's returns.

As of December 31, 2023, the fund's expenses were 1.07% of its average value. This equals \$10.70 for every \$1,000 invested.

Annual rate (as a % of the fund's value)

Management expense ratio (MER)

This is the total of the fund's management fee and any expenses, costs or fees incurred by the fund which are not paid for by the manager.

1.04%

Trading expense ratio (TER)

These are the fund's trading costs.

0.03%

Fund expenses

1.07%

**More about the trailing commission**

TDAM does not pay a trailing commission for this series of the fund.

3 Other fees

You may have to pay other fees when you buy, hold, sell or switch securities of the fund.

Other fees	What you pay
Short-term trading fee	Up to 2% of the purchase cost of the securities if you redeem them or switch them to another fund within 7 days of purchasing them. This fee goes to the fund.
Fee-for-service fee	This series is available to you if you have a fee-based or wrap account for which you pay a fee directly to your representative's firm.

What if I change my mind?

Under securities law in some provinces and territories, you have the right to:

- withdraw from an agreement to buy mutual fund securities within two business days after you receive a simplified prospectus or fund facts document, or
- cancel your purchase within 48 hours after you receive confirmation of your purchase.

In some provinces and territories, you also have the right to cancel a purchase, or in some jurisdictions, claim damages, if the simplified prospectus, annual information form, fund facts document or financial statements contain a misrepresentation. You must act within the time limit set by the securities law in your province or territory.

For more information, see the securities law of your province or territory or ask a lawyer.

For more information

Contact TDAM or your representative for a copy of the fund's simplified prospectus and other disclosure documents. These documents and the fund facts make up the fund's legal documents.

TD Asset Management Inc.

1-800-588-8054

P.O. Box 100

tdadvisor@td.com

66 Wellington Street West

www.td.com/ca/en/asset-management

TD Bank Tower

Toronto-Dominion Centre

Toronto, Ontario

M5K 1G8

To learn more about investing in mutual funds, see the brochure **Understanding mutual funds**, which is available on the website of the Canadian Securities Administrators at **www.securities-administrators.ca**.