



This document contains key information you should know about TD Global Healthcare Leaders Index ETF – USD Units. You can find more details about this exchange-traded fund (ETF) in the prospectus. Ask your representative for a copy, contact TDAM at 1-800-588-8054 or [tdadvisor@td.com](mailto:tdadvisor@td.com) or visit [www.td.com/ca/en/asset-management/funds/solutions/etfs/](http://www.td.com/ca/en/asset-management/funds/solutions/etfs/).

Before you invest, consider how the ETF would work with your other investments and your tolerance for risk.

### Quick facts

Date ETF started	March 29, 2022	Fund manager	TD Asset Management Inc.
Total value on December 31, 2024 (CAD)	\$88,349,972	Portfolio manager	TD Asset Management Inc.
Management expense ratio (MER)	0.40%	Distributions	On or about calendar quarter end (March, June, September and December)

### Trading information (12 months ending December 31, 2024)

Ticker symbol	TDOC.U	Average daily volume	1,334 units
Exchange	Toronto Stock Exchange	Number of days traded	191 out of 252 trading days
Currency	USD		

### Pricing information (12 months ending December 31, 2024)

Market price (USD)	\$12.95 - \$14.86	Average bid-ask spread	0.49%
Net asset value (NAV) (USD)	\$12.89 - \$14.82		

### What does the ETF invest in?

TD Global Healthcare Leaders Index ETF seeks to track, to the extent reasonably possible and before the deduction of fees and expenses, the performance of a global equity index which measures the investment return of global issuers related to healthcare. Currently, this ETF seeks to track the Solactive Global Healthcare Leaders Index (CA NTR) (or any successor thereto), an index calculated by Solactive AG which tracks the performance of securities of global large and mid-capitalization issuers that are related to healthcare while imposing a limit of 2% to any single issuer. This ETF may invest in and hold a proportionate share or a sampling of constituent securities of the index to seek to track the performance of that index. As an alternative to or in conjunction with investing in and holding the constituent securities, the ETF may also invest in other securities to obtain exposure to the constituent securities of the index in a manner that is consistent with the investment objectives of the ETF.

The charts below give you a snapshot of the ETF's investments on December 31, 2024. The ETF's investments will change.

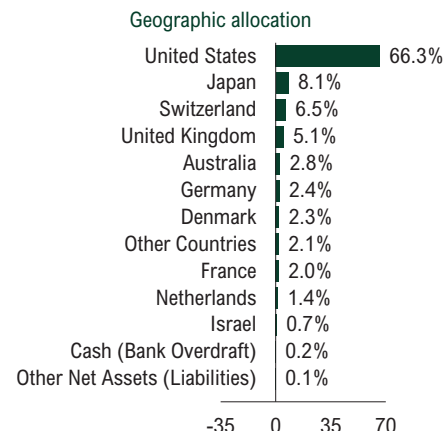
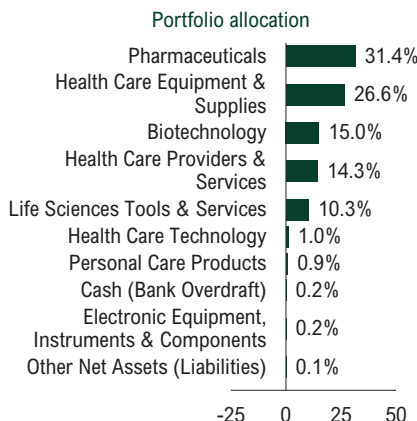
### Top 10 investments (December 31, 2024)

1. Gilead Sciences Inc.	2.4%
2. Bristol-Myers Squibb Company	2.4%
3. Intuitive Surgical Inc.	2.3%
4. Boston Scientific Corporation	2.3%
5. Stryker Corporation	2.2%
6. Abbott Laboratories	2.1%
7. AbbVie Inc.	2.0%
8. Roche Holding AG	2.0%
9. Medtronic PLC	2.0%
10. Merck & Company Inc.	2.0%

**Total percentage of top 10 investments** 21.7%

**Total number of investments** 114

### Investment mix (December 31, 2024)





## TD Global Healthcare Leaders Index ETF – USD Units

**How risky is it?**

The value of the ETF can go down as well as up. You could lose money.

One way to gauge risk is to look at how much an ETF's returns change over time. This is called "volatility".

In general, ETFs with higher volatility will have returns that change more over time. They typically have a greater chance of losing money and may have a greater chance of higher returns. ETFs with lower volatility tend to have returns that change less over time. They typically have lower returns and may have a lower chance of losing money.

**Risk rating**

TDAM has rated the volatility of the USD Units of this ETF as **medium**.

This rating is based on how much the returns of the USD Units of this ETF have changed from year to year. It doesn't tell you how volatile the USD Units of this ETF will be in the future. The rating can change over time. An ETF with a low risk rating can still lose money.

Low	Low to Medium	Medium	Medium to High	High
-----	---------------	--------	----------------	------

For more information about the risk rating and specific risks that can affect the ETF's returns, see the "Investment Risk Classification Methodology" and "Risk Factors" sections of the ETF's prospectus.

**No guarantees**

This ETF is not guaranteed or insured. You may not get back the amount of money you invest.

**How has the ETF performed?**


This section tells you how the USD Units of this ETF performed over the past 2 years.

Returns are calculated using the net asset value (NAV) of the USD Units of this ETF and are after expenses have been deducted. These expenses reduce the ETF's returns. This means that the ETF's returns may not match the returns of the Solactive Global Healthcare Leaders Index (CA NTR).

**Year-by-year returns**

This chart shows how the USD Units of this ETF performed in each of the past 2 completed calendar years. The USD Units of this ETF dropped in value in none of the 2 years.

The range of returns and change from year to year can help you assess how risky the USD Units of this ETF have been in the past. It does not tell you how the USD Units of this ETF will perform in the future.

**Best and worst 3-month returns**

This table shows the best and worst returns for the USD Units of this ETF in a 3-month period over the past 2 years. The best and worst 3-month returns could be higher or lower in the future. Consider how much of a loss you could afford to take in a short period of time.

	Return	3 months ending	If you invested \$1,000 at the beginning of the period
Best return	14.3%	January 31, 2024	Your investment would rise to \$1,143.
Worst return	-10.4%	December 31, 2024	Your investment would drop to \$896.

**Average return**

As of December 31, 2024, the annual compounded return of the USD Units of this ETF was 0.0% since inception. If you had invested \$1,000 in the USD Units of this ETF since inception, your investment would now be worth \$1,001.



## TD Global Healthcare Leaders Index ETF – USD Units

**Trading ETFs**

ETFs hold a basket of investments, like mutual funds, but trade on exchanges like stocks. Here are a few things to keep in mind when trading ETFs:

**Pricing**

ETFs have two sets of prices: market price and net asset value (NAV).

**Market price**

- ETFs are bought and sold on exchanges at the market price. The market price can change throughout the trading day. Factors like supply, demand, and changes in the value of an ETF's investments can affect the market price.
- You can get price quotes at any time during the trading day. Quotes have two parts: **bid** and **ask**.
- The bid is the highest price a buyer is willing to pay if you want to sell your ETF units. The ask is the lowest price a seller is willing to accept if you want to buy ETF units. The difference between the two is called the **"bid-ask spread"**.
- In general, a smaller bid-ask spread means the ETF is more liquid. That means you are more likely to get the price you expect.

**Net asset value (NAV)**

- Like mutual funds, ETFs have a NAV. It is calculated after the close of each trading day and reflects the value of an ETF's investments at that point in time.
- NAV is used to calculate financial information for reporting purposes – like the returns shown in this document.

**Orders**

There are two main options for placing trades: market orders and limit orders. A market order lets you buy or sell units at the current market price. A limit order lets you set the price at which you are willing to buy or sell units.

**Timing**

In general, market prices of ETFs can be more volatile around the start and end of the trading day. Consider using a limit order or placing a trade at another time during the trading day.

**Who is this ETF for?**

The USD Units of this ETF may be suitable for investors who:

- are investing for the long-term
- want exposure to the healthcare sector
- are willing to accept some short-term volatility for potentially higher long-term returns
- are contributing to the growth component of a diversified portfolio
- can handle the ups and downs of the stock market

**A word about tax**

In general, you'll have to pay income tax on any money you make on an ETF. How much you pay and/or when you pay depends on the tax laws where you live, the type of distributions made by the ETF and whether or not you hold the ETF in a registered plan such as a Registered Retirement Savings Plan or a Tax-Free Savings Account.

Keep in mind that if you hold your ETF in a non-registered account, you must include taxable ETF distributions in your taxable income, whether you get them in cash or have them reinvested.

**How much does it cost?**

This section shows the fees and expenses you could pay to buy, own and sell the USD Units of this ETF. Fees and expenses – including trailing commissions – can vary among ETFs.

Higher commissions can influence representatives to recommend one investment over another. Ask about other ETFs and investments that may be suitable for you at a lower cost.

**1 Brokerage commissions**

You may have to pay a commission every time you buy and sell the USD Units of this ETF. Commissions may vary by brokerage firm. Some brokerage firms may offer commission-free ETFs or require a minimum purchase amount.

**2 ETF expenses**

You don't pay these expenses directly. They affect you because they reduce the ETF's returns.

As of June 30, 2024, the ETF's expenses were 0.44% of its average value. This equals \$4.40 for every \$1,000 invested.

**Annual rate (as a % of the ETF's value)**

**Management expense ratio (MER)**

This is the total of the ETF's management fee and operating expenses, costs or fees incurred by the ETF which are not paid for by the manager.

0.40%

**Trading expense ratio (TER)**

These are the ETF's trading costs.

0.04%

**ETF expenses**

**0.44%**

**Trailing commission**

The trailing commission is an ongoing commission. It is paid for as long as you own the ETF. It is for the services and advice that your representative and their firm provide to you.

This ETF doesn't have a trailing commission.



## TD Global Healthcare Leaders Index ETF – USD Units

**What if I change my mind?**

Under securities law in some provinces and territories, you have the right to cancel your purchase within 48 hours after you receive confirmation of the purchase.

In some provinces and territories, you also have the right to cancel a purchase, or in some jurisdictions, claim damages, if the prospectus, ETF Facts or financial statements contain a misrepresentation. You must act within the time limit set by the securities law in your province or territory.

For more information, see the securities law of your province or territory or ask a lawyer.

**For more information**

Contact TDAM or your representative for a copy of the ETF's prospectus and other disclosure documents. These documents and the ETF Facts make up the ETF's legal documents.

TD Asset Management Inc.

P.O. Box 100

66 Wellington Street West

TD Bank Tower

Toronto-Dominion Centre

Toronto, Ontario

M5K 1G8

**1-800-588-8054**

**[tdadvisor@td.com](mailto:tdadvisor@td.com)**

**[www.td.com/ca/en/  
asset-management/funds/  
solutions/etfs/](http://www.td.com/ca/en/asset-management/funds/solutions/etfs/)**

This ETF's base currency is in Canadian dollars. However, the USD Units of this ETF are available in U.S. dollars only. Performance data for the USD Units of this ETF is expressed in U.S. dollars.

**Additional Information**

The TD Global Healthcare Leaders Index ETF – USD Units ("TD ETF") is not sponsored, promoted, sold or supported in any other manner by Solactive AG nor does Solactive AG offer any express or implicit guarantee or assurance either with regard to the results of using the Solactive Global Healthcare Leaders Index (CA NTR) ("Index") and/or any trade mark(s) associated with the Index or the price of the Index at any time or in any other respect. The Index is calculated and published by Solactive AG. Solactive AG uses its best efforts to ensure that the Index is calculated correctly. Irrespective of its obligations towards TDAM, Solactive AG has no obligation to point out errors in the Index to third parties including but not limited to investors and/or financial intermediaries of the TD ETF. Neither publication of the Index by Solactive AG nor the licensing of the Index or any trade mark(s) associated with the Index for the purpose of use in connection with the TD ETF constitutes a recommendation by Solactive AG to invest capital in said TD ETF nor does it in any way represent an assurance or opinion of Solactive AG with regard to any investment in this TD ETF.