



May 29, 2012

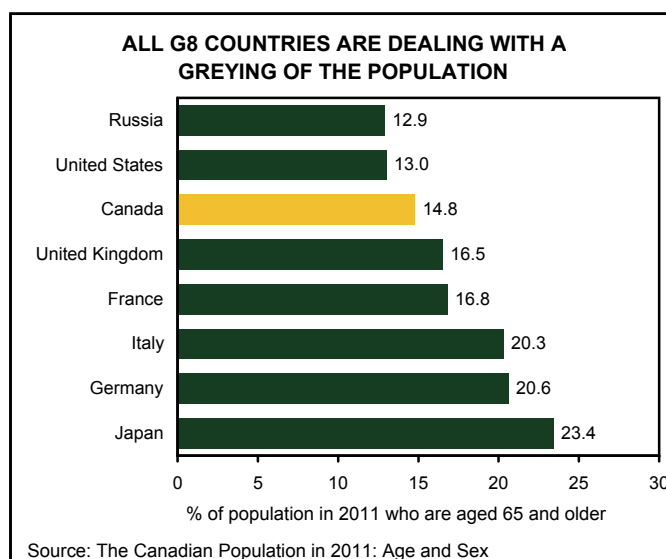
2011 CENSUS RELEASE: THE GREYING OF THE CANADIAN POPULATION

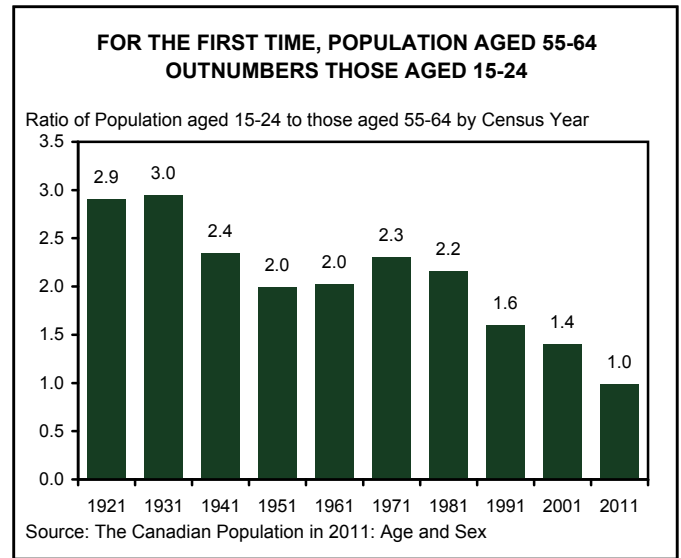
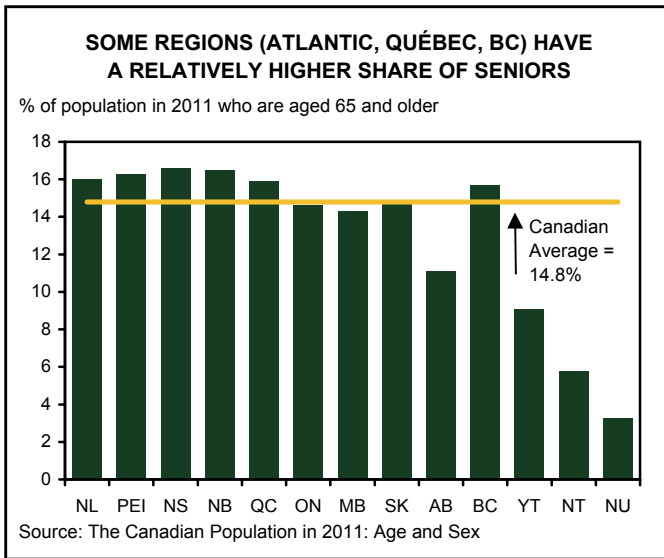
Highlights

- In this Census release, we learned that seniors (those aged 65 and over) in Canada grew to a record-high 14.8% of the national population. This means that roughly one in every six people across the country now fall into the senior category.
- Centenarians represented the second fastest growing age group, up 25.7% since 2006. This growth pace was second only to those individuals aged 60-64.
- For the first time in Census history, there were more people aged 55-64 in Canada than there were aged 15-24.
- On a regional basis, the Atlantic Provinces, Québec and British Columbia are home to the highest proportions of seniors. In fact, British Columbia is home to seven of the top ten municipalities with the greatest share of seniors.
- The working age population (ages 15-64) represents 68.5% of Canada's population, a higher proportion than any other G8 nation with the exception of Russia. Among Canada's working age population in 2011, 42.4% fell into the older part of the age spectrum, the 45-64 year old range.

Today's Census release presents us with statistics and data which confirm a trend that economists and demographers have long known was coming – Canada's population is getting greyer. The numbers simply bring the message home. Roughly 5 million people or 14.8% of all Canadians are aged 65 or older. This means that one in every six people in this country now fall into the senior category. Interestingly, individuals aged 60-64 and centenarians (those individuals aged 100 or older) were the two fastest growing age categories between 2006 and 2011. If we compare the growth rates of seniors with other categories, we see that the former easily wins the race: children aged 14 and under grew by just 0.5% and the working-age population (15-64 years old) grew by 5.7%.

When we compare our population growth trends with other advanced economies, the ageing trend is certainly being experienced by all. If we limit our comparator group to just those nations in the G8, Canada has the third smallest proportion of seniors in its population – only Russia and the United States have a smaller figure. Japan is situated at the other end of the spectrum with 23.4% of its population, or roughly one in four people, that fall into the 65 and older category. Population projections indicate that the shares will only grow in the years to come. This will have important implications for public programs and services like health care



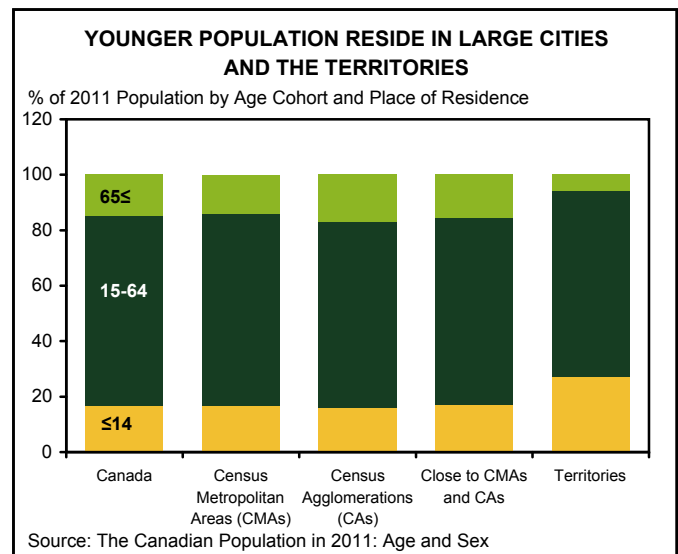
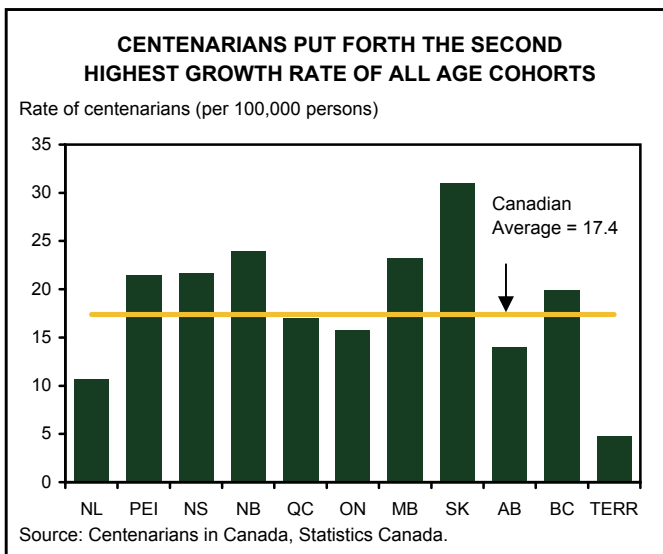


and public pensions going forward, as the first group of the baby boomers began to retire in 2011.

At the regional level, the Atlantic Provinces, Québec and British Columbia have the highest proportion of seniors. This geographical density of senior residents has not materially changed since the last Census. Differences in age distribution across the country are the result of variations in fertility and immigration rates, but also inter-provincial migration levels. Alberta continues to have the youngest population (11.1% of Albertans are aged 65 or older) of any province, coming in well below the national statistic. In fact, in 2011, the five youngest census agglomerations (mid-sized cities) as measured by the share of population aged 15-64 were in Alberta. The territories are also home to a relatively young population. Nunavut has the lowest proportion of

seniors in Canada at 3.3%. The small share can be chalked up to a fertility rate of about three children per woman and the lowest life expectancy rate of any province or territory in Canada. The youth of Alberta and the territories stand in stark contrast to some other regions like British Columbia – the province is home to seven of the top ten municipalities with the greatest share of seniors.

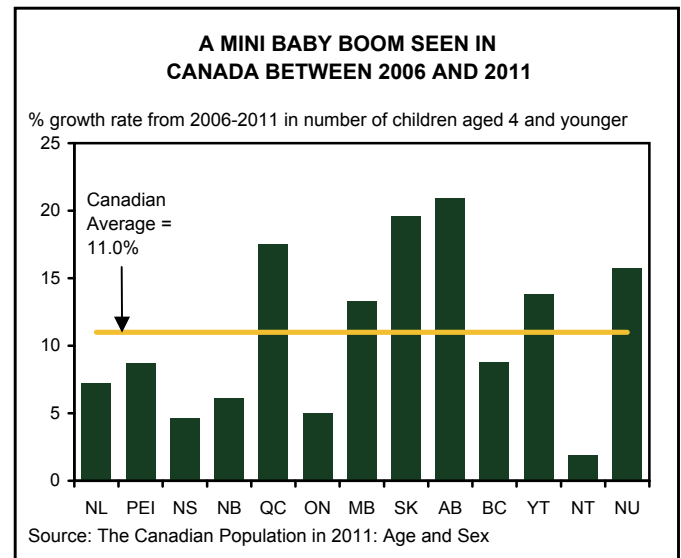
In spite of all of the emphasis on the growing senior share, we should not lose sight of trends in other age cohorts. As mentioned at the onset of this commentary, the working-age population did see growth of 5.7% from 2006-2011. Canada ranks quite well as a nation on this measure when we compare its share to others in the G8 – only Russia has a greater proportion of working-age individuals in its population. The out-performance for Canada is explained by a



greater inflow of international immigrants who typically fall into this particular age category.

If we dig deeper into the Census numbers, we see that the greying of the population also trickles down to our labour force characteristics. For the first time in Census history, there were more people aged 55-64 in Canada than there were aged 15-24. This trend has important implications for future labour supply projections. This is because there are now a larger number of individuals getting ready to retire and exit the labour force as compared to those individuals who are ready to enter the labour force. According to Statistics Canada's medium-growth, population projection scenario, the share of working-age population could reach just 61% by 2031.

While long-off from entering the labour force, the number of children aged four and under grew significantly, 11.0%, between 2006 and 2011. The heightened pace is a result of slightly higher fertility rates and a greater number of women who fell into the 20-34 age bracket. If we compare this growth rates to previous Census results, we see



that the 2006-2011 showing is the best in over fifty years. It was also the best showing of all age groups below age 50 recorded between 2006 and 2011.

Sonya Gulati
Senior Economist
416-982-8063

This report is provided by TD Economics. It is for information purposes only and may not be appropriate for other purposes. The report does not provide material information about the business and affairs of TD Bank Group and the members of TD Economics are not spokespersons for TD Bank Group with respect to its business and affairs. The information contained in this report has been drawn from sources believed to be reliable, but is not guaranteed to be accurate or complete. The report contains economic analysis and views, including about future economic and financial markets performance. These are based on certain assumptions and other factors, and are subject to inherent risks and uncertainties. The actual outcome may be materially different. The Toronto-Dominion Bank and its affiliates and related entities that comprise TD Bank Group are not liable for any errors or omissions in the information, analysis or views contained in this report, or for any loss or damage suffered.