



U.S. Liquidity Management

Commentary

For the month ended March 31, 2021



Fixed Income Outlook

TDAM USA, Inc. (TDAM) emphasizes capital preservation in our active fixed income portfolios while seeking to maintain a yield advantage relative to the benchmark. The fiscal and monetary response to the coronavirus pandemic (COVID-19) helped ameliorate the negative impact to the U.S. economy. Since the latter half of 2020 the U.S. economy has bottomed and is recovering at a robust pace. Unemployment remains high and a major concern for the Federal Reserve (the Fed) and policymakers but is recovering as the economy reopens and the rate of vaccinations accelerates. From a corporate credit perspective, the shutdowns and stay-at-home orders caused a setback in credit risks that was offset by swift action by the Federal Reserve to stabilize markets last March. The credit markets have been recovering since then, with spreads returning to pre-COVID 19 levels. The bond market will still be subject to volatility from an uneven recovery, the speed of vaccinations and the impact of the additional stimulus package which passed during the first quarter. We believe interest rates will remain relatively low as the Federal Reserve continues to incorporate a more accommodative stance with respect to interest rates and its balance sheet. The yield curve may become steeper, with intermediate and long-term rates climbing due to positive economic prospects. We remain constructive, and more selective toward credit and are comfortable with our strategic credit overweight. Corporate bonds continue to offer some value over government bonds; thus, we maintain our preference for high-quality investment grade corporates. We continue to be positioned with an emphasis on liquidity and quality.

Focal Points

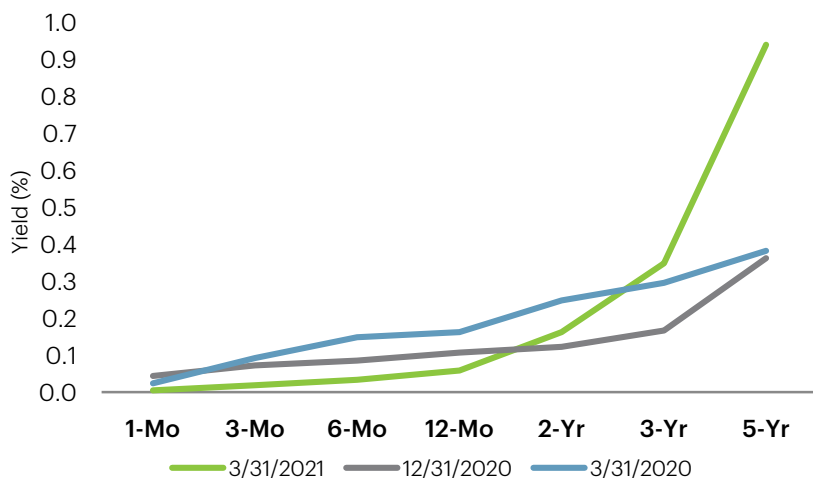
- Recent economic releases indicate the U.S. is recovering from the abrupt slowdown due to the pandemic. There was positive growth during the second half of 2020, and we expect the positive momentum of Q1 to continue, fueled by the stimulus package.
- Treasury yields remain at historically low levels, and the yield curve steepened during the quarter on positive economic prospects.
- The Federal Open Market Committee (FOMC), remains firmly committed to a policy which will support the financial markets during this period of economic uncertainty. The target range of fed funds is 0.00%-0.25%.
- Corporate bond spreads narrowed during the quarter as the economy continued to recover.

Investment Professionals:

Glenn Davis, CFA
Managing Director

Dennis Woessner, CFA, CAIA
Vice President & Director

Front-end Treasury Yields



Source: Bloomberg Financial L.P.; March 31, 2021

Driven by the abrupt slowdown in the U.S. economy and the FOMC's reduction in interest rates, short-end yields are at historic lows. The curve steepened during the quarter as the momentum of the recovery continues, bolstered by additional stimulus, and an accelerating vaccination rate.

Macro Update

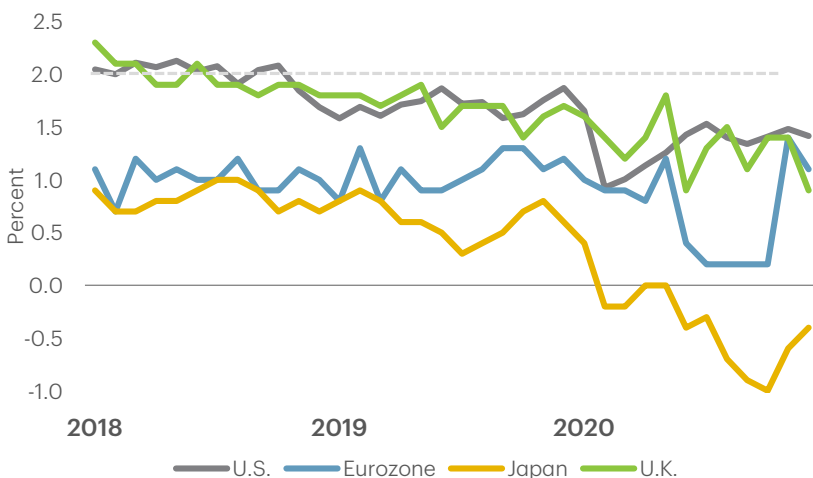
- U.S. real GDP expanded by 4.3% in the fourth quarter, versus the prior quarter's growth of 3.4%. Consumer spending, business investment, and inventories positively contributed to growth. Same as Q3, net exports detracted from growth. Private domestic demand continues to be strong due to stimulus measures. Q1 2021 GDP is expected to increase by 4.8%.
- The U.S. and global growth was positive during the second half of 2020 due to the implementation of monetary and fiscal stimulus policies; however, domestic and global growth contracted 3.5% in 2020. The U.S. economy is expected to grow 5.7% in 2021.

Source: TD Economics & Bloomberg Financial L.P.; March 31, 2021

• Our Long-Term Views:

- U.S. and global economic growth is expected to be positive in 2021. Economic recovery from the pandemic will be protracted and uneven until the full impact of widespread vaccination is felt.
- The Fed policy should remain dovish. Interest rates are expected to stay relatively low for an extended period.
- Inflation in developed markets is expected to remain challenged. This is another reason for the FOMC to remain dovish.

Inflation



Source: Bloomberg Financial L.P.; March 31, 2021

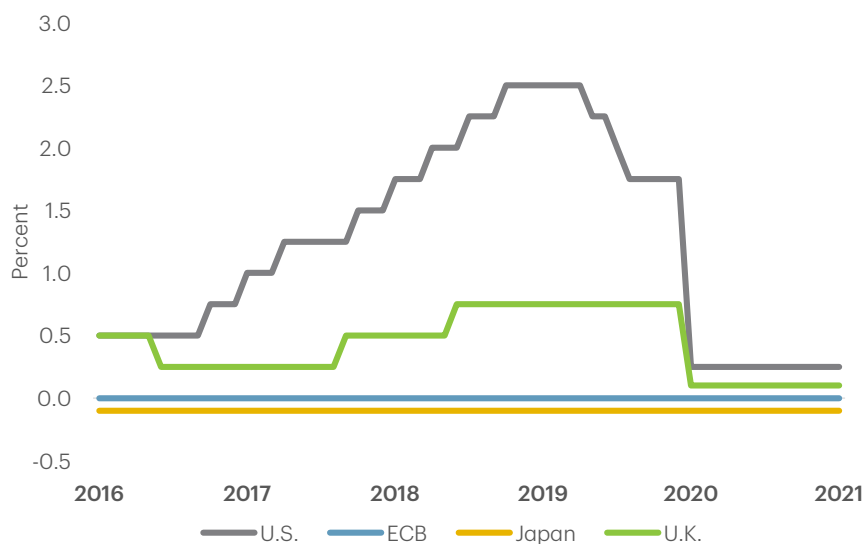
Expected low inflation combined with historically low policy rates from all major central banks is contributing to unprecedented low yields across the globe. U.S. inflation remains below the Fed's target of 2%.

U.S. Central Bank Update

- The Fed funds target range remains at 0-0.25%. Additionally, the Federal Reserve continues to support a low interest rate environment through its quantitative easing (QE) program (purchasing U.S. Treasury issues and U.S. Agency MBS). The Fed has reiterated its commitment to an accommodative policy for as long as necessary.
- Major central banks across the globe have eased monetary policy through lower rates and/or quantitative easing to mitigate financial stress and provide liquidity to the marketplace.

Source: TD Economics & Bloomberg Financial L.P.; March 31, 2021

Central Bank Policy Rates



Lower policy rates and QE should ease financial stress, providing liquidity to fixed income and equity markets.

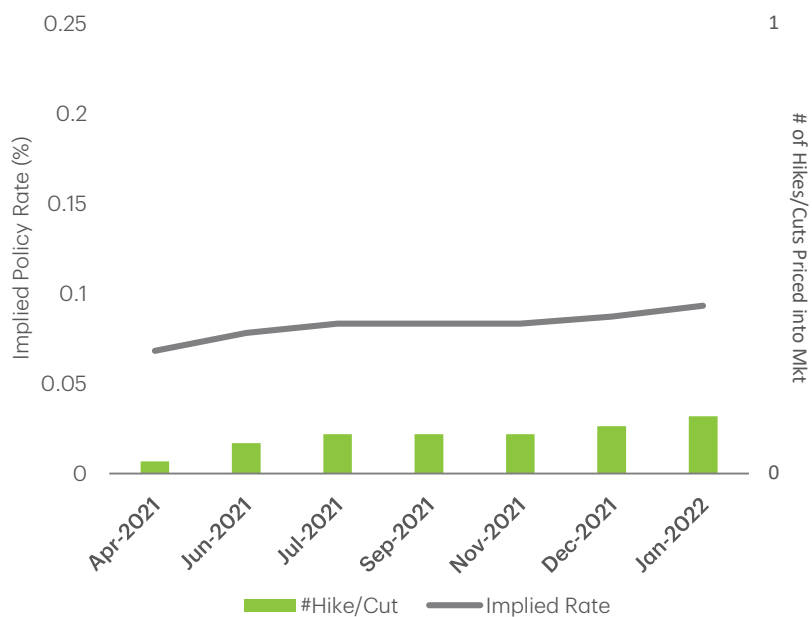
Source: Bloomberg Financial L.P.; March 31, 2021

Short-term/Cash Market Update

- The target fed funds rate is effectively 0.00% and short-term Treasury yields are at historically low levels.
- Short-term credit spreads decreased during the quarter and are effectively back to pre-COVID-19 levels.
- Prime money fund assets decreased during the first quarter of 2021. Total assets are \$511.1 billion at quarter end versus a pre-pandemic \$801.9 billion. Assets are 5.3% lower QoQ and 22.4% lower YoY as investors seek yields above the 1 basis point typically available from money market mutual funds.
- **Current Positioning:**
 - Short and Short/Intermediate Government/Credit models remain overweight corporate bonds and have shorter duration relative to their benchmarks.

Source: Bloomberg Financial L.P.; March 31, 2021

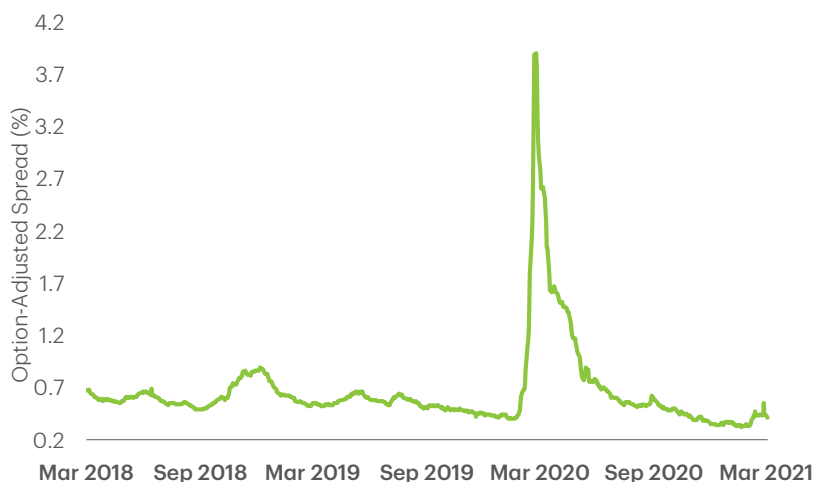
Number of Hikes/Cuts Priced into Market



The market expects no change to the fed funds rate through Q2 2022.

Source: Bloomberg Financial L.P.; March 31, 2021

1-3 Year Corporate Option-Adjusted Spread (OAS)



Unprecedented monetary and fiscal stimulus benefitted the corporate bond market.

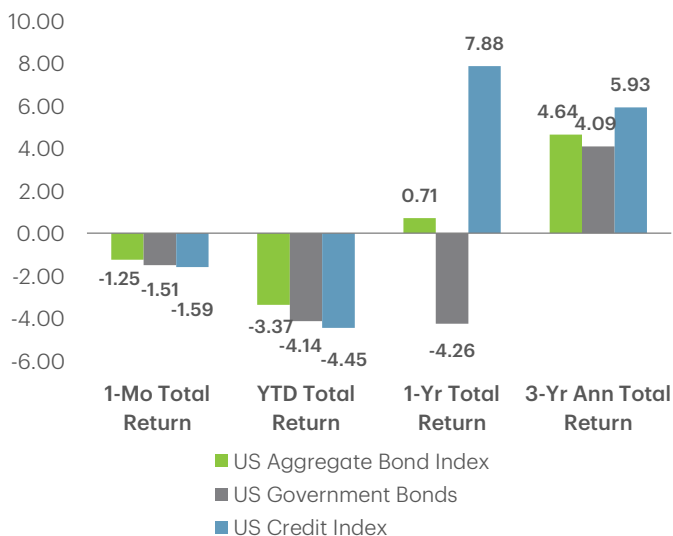
1-3 year corporate OAS at 35 bps, somewhat wider than last quarter. The OAS is now effectively back to pre-pandemic levels.

Corporate fundamentals are still challenged but expectations are that these will improve as the economy recovers.

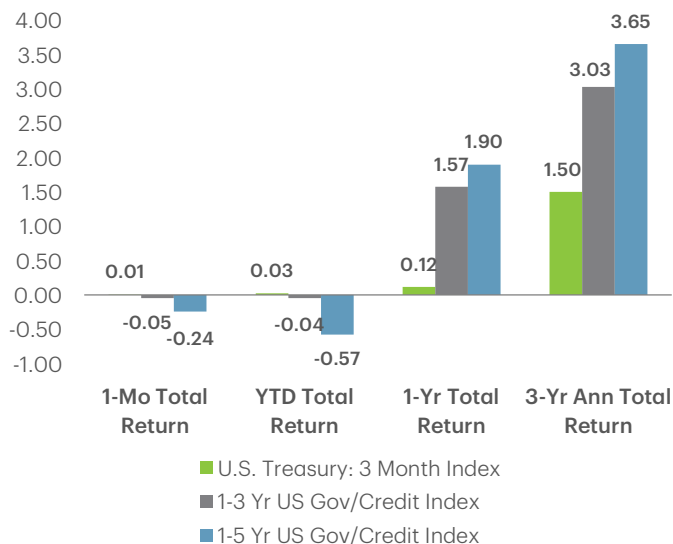
Source: Bloomberg Financial L.P.; March 31, 2021

Charts & Tables

Fixed Income Bond Indices (%)



Total Return (%)



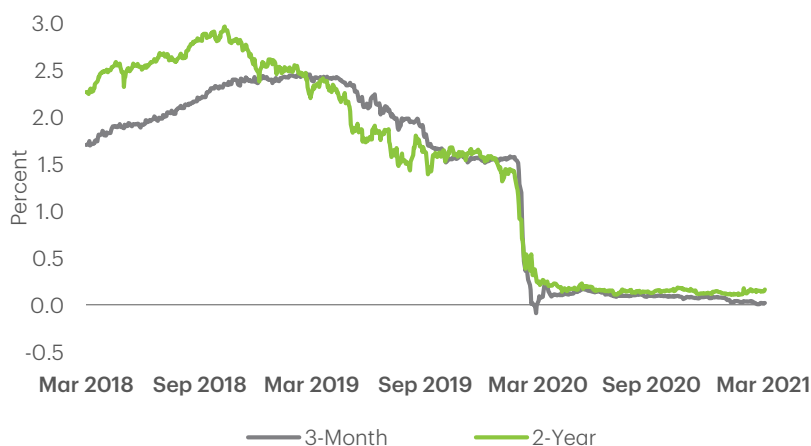
Economic Figures & Short-term Rates

Description	Current	3-mo Ago	1-yr Ago	Next Release
Fed Funds (%)	0.25	0.25	0.25	4/28/2021
CPI (YoY %)	1.70	1.20	2.30	4/13/2021
PCE (YoY %)	1.60	1.10	1.80	4/30/2021
Unemployment Rate (%)	6.20	6.70	3.50	4/2/2021
GDP (YoY %)	-2.40	-2.80	2.30	4/29/2021
Retail Sales (YoY %)	6.30	3.80	4.70	4/15/2021
Leading Indicators (YoY %)	-1.30	-2.10	0.40	4/22/2021
Housing Starts (000s)	1,421	1,553	1,567	4/16/2021

Description	Current	3-mo Ago	1-yr Ago
Fed Funds (%)	0.25	0.25	0.25
3-Mo U.S. Treasury Bill	0.02	0.07	0.09
6-Mo U.S. Treasury Bill	0.03	0.09	0.15
USD O/N Govt. Repo	0.02	0.10	-0.01
U.S. 30-Day Comm Paper*	0.19	0.08	1.45
U.S. 30-Day Comm Paper*	0.17	0.15	1.57

*A1/P1/F1 rated U.S. Commercial Paper

Treasury Market



Change in Yield Curve (basis points)				
Maturity	Yield Curve (%)	1-Mo Ago	3-Mo Ago	1-Yr Ago
1-Mo	0.00	-2	-4	-2
3-Mo	0.02	-2	-5	-7
6-Mo	0.03	-2	-5	-12
12-Mo	0.06	-1	-5	-10
2-Yr	0.16	3	4	-9
3-Yr	0.35	7	18	5
5-Yr	0.94	21	58	56
7-Yr	1.42	30	78	88
10-Yr	1.74	34	83	107
30-Yr	2.41	26	77	109

Source for all charts and tables: Bloomberg Financial L.P.; March 31, 2021

Liquidity



Important Information

TD Private Client Group is a unit of TD Wealth® in the United States, which is a business of TD Bank N.A., member FDIC (TD Bank). TD Private Client Group provides its clients access to bank and non-bank products and services. Banking, investment and trust services are available through TD Bank. Securities and investment advisory products are available through TD Private Client Wealth LLC, member FINRA/SIPC (TDPCW). TD Asset Management USA, Inc. (TDAM USA) and Epoch Investment Partners, Inc. (Epoch) are federally registered investment advisers that provide investment management services to TD Wealth. TD Bank, TDPCW, TDAM USA, and Epoch are affiliates.

This document does not provide individual financial, legal, tax, trading or investment advice. Past performance is no guarantee of future results.

This material should not be considered as investment advice or a recommendation of any particular security, strategy or investment product. Particular investment or trading strategies should be evaluated relative to each individual's objectives and risk tolerance. Readers are urged to seek professional advice with respect to their specific financial, legal, tax, trading or investment matters.

This material is for informational purposes only and is not an offer or solicitation to buy or sell any security or other financial product or instrument. TD Bank and its affiliates and related entities are not liable for any errors or omissions in the information or for any loss or damage suffered. Graphs and charts are used for illustrative purposes only and do not reflect future values or future performance of any security, strategy, or investment product.

Certain statements in this document may contain forward-looking statements ("FLS") that are predictive in nature and may include words such as "expects", "anticipates", "intends", "believes", "estimates" and similar forward-looking expressions or negative versions thereof. FLS are based on current expectations and projections about future general economic, political and relevant market factors, such as interest and foreign exchange rates, equity and capital markets, and the general business environment, assuming no changes to tax or other laws or government regulation or catastrophic events. Expectations and projections about future events are inherently subject to risks and uncertainties, which may be unforeseeable and may be incorrect in the future. FLS are not guarantees of future performance. Actual events could differ materially from those expressed or implied in any FLS. A number of important factors including those factors set out above can contribute to these digressions. You should avoid placing any reliance on FLS. We may not update any FLS.

TD Bank and its affiliates and related entities provide services only to qualified institutions and investors. This material is not an offer to any person in any jurisdiction where unlawful or unauthorized. No part of this publication may be reproduced in any form, or referred to in any other publication, without express written permission.

TD Asset Management Inc., TDAM USA Inc., and Epoch Investment Partners, Inc. are wholly owned subsidiaries of The Toronto-Dominion Bank. All trademarks are the property of their respective owners. ©The TD logo and other trademarks are the property of The Toronto-Dominion Bank.